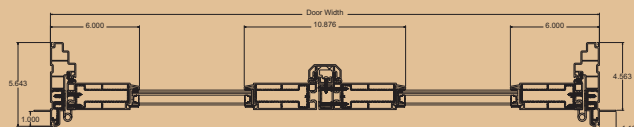
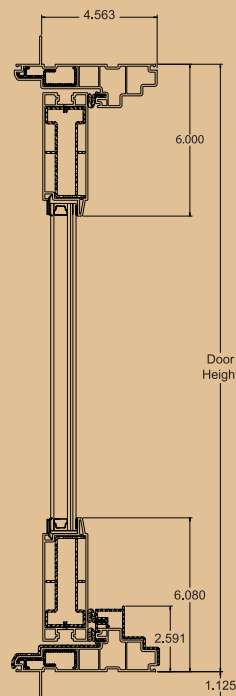


VINYL FRAMES

FRENCH DOOR - SERIES FD550

- 5⁵/₈" frame depth
- Frame Options:
1¹/₈" integral nail fin
Equal leg
- 2⁹/₁₆" bumper style
threshold height
- Frame and panel corners
are welded mitered joints
- All doors include corrosion
resistant multi-point
mortise lock system
(complete with hardware)
- Multi-adjustable hinges
- Configurations X or XX




















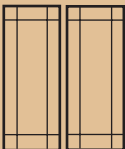
*NOTE: WinGuard® brand
refers only to those products
that are glazed with PGT®
laminated glass.*



SIZE CHART & STANDARD COLONIAL CONFIGURATIONS

STANDARD

DOOR WIDTH (WITHOUT FIN)	30 ¹ / ₄	32 ¹ / ₄	36 ¹ / ₄	59 ¹ / ₂	63 ¹ / ₂	71 ¹ / ₂
MASONRY OPENING NO BUCK	30 ¹ / ₂	32 ¹ / ₂	36 ¹ / ₂	59 ³ / ₄	63 ³ / ₄	71 ³ / ₄
MASONRY OPENING 1X BUCK	32	34	38	61 ¹ / ₄	65 ¹ / ₄	73 ¹ / ₄
MASONRY OPENING 2X BUCK	33 ¹ / ₂	35 ¹ / ₂	39 ¹ / ₂	62 ³ / ₄	66 ³ / ₄	74 ³ / ₄
WOOD FRAME OPENING	30 ¹ / ₂	32 ¹ / ₂	36 ¹ / ₂	59 ³ / ₄	63 ³ / ₄	71 ³ / ₄

79 ¹ / ₂	79 ³ / ₄	80 ¹ / ₂	81 ¹ / ₄	79 ³ / ₄						
					2668	2868	3068	5068	5468	6068
83 ¹ / ₂	83 ³ / ₄	84 ¹ / ₂	85 ¹ / ₄	83 ³ / ₄						
					2670	2870	3070	5070	5470	6070
95 ¹ / ₂	95 ³ / ₄	96 ¹ / ₂	97 ¹ / ₄	95 ³ / ₄						
					2680	2880	3080	5080	5480	6080
DOOR HEIGHT (WITHOUT FIN)	MASONRY OPENING NO BUCK	MASONRY OPENING 1X BUCK	MASONRY OPENING 2X BUCK	WINDOW FRAME OPENING						

Note: Openings given assume a 1/8" shim space, maximum 1/4".

Prairie/Brittany
(standard)

Prairie/Brittany
(standard)

DESIGN PRESSURE GUIDE

STYLE	TESTED PRESSURE	WATER-TESTED PRESSURE	TESTED SIZE	TYPE OF TEST	RATING
French Door	+50/-55 psf	10.5 psf	72" x 96"	ANSI/AAMA/WDMA 101/I.S.2/NAFS and ASTM E1886/E1996	HGD-C50